

Slotted Angle Shelving




ESMENA

Slotted Angle Shelving

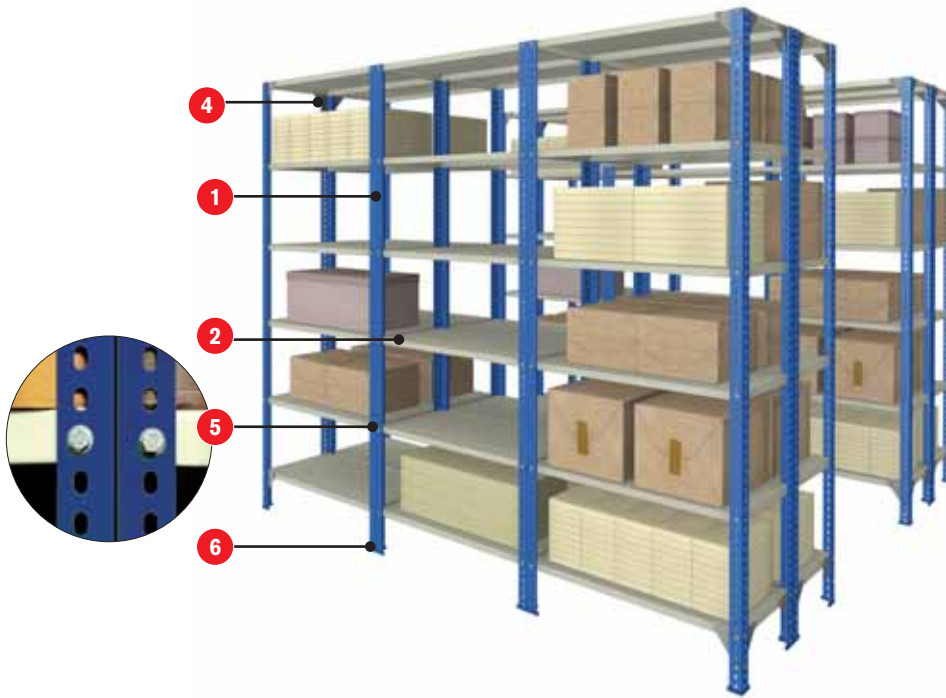


Slotted Angle Shelving has been designed to meet all storage needs in industry, workshops, warehouses, shops, etc. This shelving system covers all criteria, from long term planned requirements to the most urgent demands where a rapid turn around is necessary. The loading capacity varies from light to heavy duty.

Dismantling Slotted Angle shelving can be achieved with ease allowing the system to be extended in width and height. This feature together with its easy installation -requiring no specialist tools- makes the Slotted Angle system ideal for manual warehousing. The system can be further extended by adding decking or gangways accessed by pre-assembled staircases to meet the growing and changing needs of the business.




Components



- 1. Angle bar
- 2. MS shelf
- 3. Metal footplate
- 4. Corner plate
- 5. M8 bolt
- 6. Plastic footplate

EXAMPLES OF SLOTTED ANGLE AND SHELVES ASSEMBLY



>> Corner plate




>> Plastic footplate



>> Metal footplate



>> M8 bolt



>> Profiles

Vigorous studies have been carried out on the Slotted Angle system to determine the selection process of raw material and the distribution of the slots. A variation of profiles has been manufactured for different loads. The pitch between slots is 25 mm.

>> Shelves

The shelves used are manufactured in cold-rolled steel plate of the highest quality and finished with paint set at high temperatures. Its different sizes allow various combinations that make the shelving adaptable to a wide variety of products.



ESMENA

Gijón

Phone: +34 985 178 000

Fax: +34 985 178 040

P.O. Box 335 - E33200 Gijón (Spain)

e-mail: rack@esmena.com

www.esmena.com



Esmena, First European company to obtain the Quality Normative ISO 9001 Certification.



Esmena, Environmental Management systems ISO 14001 qualified company.



Esmena, member of the National Committee of the F.E.M.